

Cow Sense[®] Product Support Bulletin

User Account Control in Windows Vista™

Discussion: Vista is the latest operating system offered by Microsoft. In Vista, Microsoft added a layer of security called *User Account Control (UAC)*. The purpose of UAC is to prevent changes to computer settings unless an administrative user physically at the computer's keyboard is the one making the change. It is a counter to certain types of "malware" (malicious software programs from email or the Internet). UAC imposes this restriction in part by opening a prompt on the screen that the user must acknowledge before proceeding. UAC also operates in the background on the computer in ways known only to Microsoft.

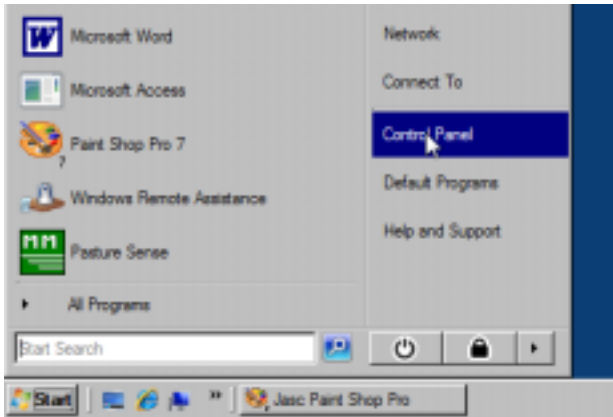
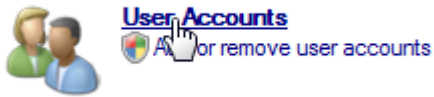
Cow Sense is one of numerous legacy programs that will not operate as currently released with UAC turned on in Windows Vista. Microsoft anticipated the effect that UAC would have on legacy programs, and provided a simple way of turning UAC on and off. You must turn UAC off before operating or activating Cow Sense on your Vista computer.


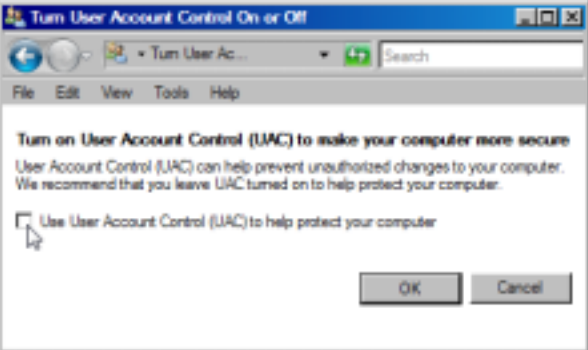
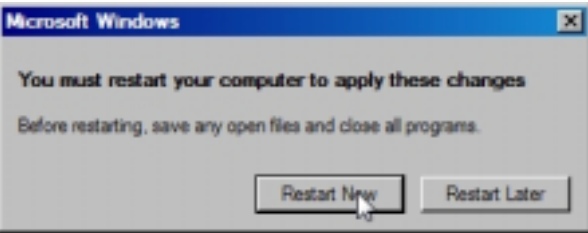
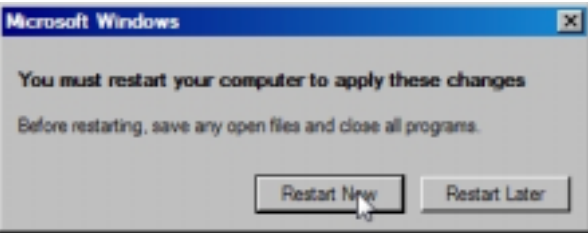
If you do not turn UAC off before activating Cow Sense, your activation key will be invalid the next time you try to run Cow Sense. If you do not turn UAC off while using Cow Sense, *even in the Trial Edition*, Cow Sense will freeze in certain operations like opening a herd file. If you wish, you may turn UAC back on when you are not using Cow Sense or other affected legacy programs.

Please follow instructions below to turn UAC on or off.

Document Number: **PSB011**
Issue Date: **09/06/2007**
Product: **Cow Sense®**
Version: **All**

©2006 Midwest MicroSystems, LLC. All rights reserved.

Example	Description
 A screenshot of the Windows Vista Start menu. The Start button is at the bottom left. The Start menu is open, showing a list of programs on the left and a list of system settings on the right. The 'Control Panel' option is highlighted in blue. The programs listed include Microsoft Word, Microsoft Access, Paint Shop Pro 7, Windows Remote Assistance, and Pasture Sense. The system settings listed include Network, Connect To, Default Programs, and Help and Support. The taskbar at the bottom shows the Start button, a search box, and several application icons, including Jasc Paint Shop Pro.	Begin at the Start button and click Control Panel on the programs menu.
 A screenshot of the Windows Vista User Accounts control panel window. The window title is 'User Accounts' and the subtitle is 'Add or remove user accounts'. The window shows an icon of two people and a mouse cursor pointing to the 'Add or remove user accounts' link.	Click User Accounts .

Example	Description
	<p>Click User Accounts again.</p>
	<p>In the User Accounts screen, click Turn User Account Control on or off.</p>
<p>“Windows needs your permission to continue.” Click ‘Continue.’</p>	<p>If User Account Control is on, you will receive a message asking for confirmation to continue with the requested action. This type of confirmation is part of User Account Control. Click Continue.</p>
	<p>Uncheck the box beside “Use User Account Control (UAC) to help protect your computer”</p> <p>Click OK.</p>
	<p>You will receive a prompt to restart your computer. You must restart before the change will take affect.</p> <p>Use the reverse procedure to turn UAC back on, if you need to, when not running Cow Sense or other legacy programs.</p>